







MUGEN Animal Welfare questionnaire



1. Partner's information All due diligence has been taken at the Management Office to ensure there is no mishandling or risk of exposure of personal data. The results of this survey will be used purely for statistical purposes and no partner will be specifically named in the final report.

		Response Percent	Response Count
Partner's name:		100.0%	18
Organisation/Institute:		100.0%	18
City/Town:		100.0%	18
Country:		100.0%	18
		<i>answered question</i>	18
		<i>skipped question</i>	0




2. Are you up-to date with current legislation and regulations regarding ethics procedures for the use of animals, applicable in your country?

		Response Percent	Response Count
YES		94.1%	16
NO		5.9%	1
I don't know		0.0%	0
		<i>answered question</i>	17
		<i>skipped question</i>	1






3. Do you adhere to the above legislation and regulations?

		Response Percent	Response Count
YES		94.1%	16
NO		5.9%	1
I don't know		0.0%	0
		<i>answered question</i>	17
		<i>skipped question</i>	1



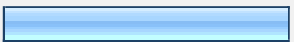



4. Do you have permission from relevant authorities in your country for every protocol involving mice?			Response Percent	Response Count
NO			11.8%	2
I don't know			0.0%	0
YES (please specify from which authority)			88.2%	15
			<i>answered question</i>	17
			<i>skipped question</i>	1



5. Are you familiar with the 3Rs concept?			Response Percent	Response Count
YES			87.5%	14
NO			6.3%	1
I don't know			6.3%	1
			<i>answered question</i>	16
			<i>skipped question</i>	2




6. Have you considered alternative methods (alone or in combination with in vivo experiments), such as tissue culture, in silico methods, organisms of a lower neurophysiological sensitivity than mice, in vitro methods, or other? (pick all that apply)



		Response Percent	Response Count
Tissue culture		86.7%	13
In silico methods		40.0%	6
In vitro methods		60.0%	9
Organisms of a lower neurophysiological sensitivity than mice		6.7%	1
Other (please specify)		6.7%	1
		answered question	15
		skipped question	3



7. Are you using any of the methods below to “pre-screen” or refine protocols for further in vivo use?(pick all that apply)


		Response Percent	Response Count
NO, I'm not using any of the methods below		6.3%	1
Tissue culture		75.0%	12
In silico methods		31.3%	5
In vitro methods		62.5%	10
Organisms of a lower neurophysiological sensitivity than mice		6.3%	1
Other (please specify)		6.3%	1
		answered question	16
		skipped question	2



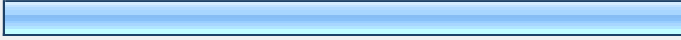
8. Have you considered the minimum statistical numbers necessary when designing in vivo experiments?				
			Response Percent	Response Count
YES			93.8%	15
NO			6.3%	1
I don't know			0.0%	0
			<i>answered question</i>	16
			<i>skipped question</i>	2

9. Does MUGEN's central mouse database help with efficient sharing of resources and thus more efficient use of mice?				
			Response Percent	Response Count
YES			75.0%	12
NO			6.3%	1
I don't know			18.8%	3
			<i>answered question</i>	16
			<i>skipped question</i>	2





10. Are you using focused procedures and protocols aim to avoid, alleviate or minimize distress, potential pain or other adverse effects suffered by animals?				
			Response Percent	Response Count
YES			93.8%	15
NO			6.3%	1
I don't know			0.0%	0
			<i>answered question</i>	16
			<i>skipped question</i>	2

11. Is welfare monitoring an essential code of practice in your facilities?			
		Response Percent	Response Count
YES		93.8%	15
NO		6.3%	1
I don't know		0.0%	0
answered question			16
skipped question			2



12. Is breeding and maintenance of mice being carried out in carefully controlled and monitored conditions?			
		Response Percent	Response Count
YES		100.0%	16
NO		0.0%	0
I don't know		0.0%	0
answered question			16
skipped question			2




13. Do you produce health reports for the animals you use?			
		Response Percent	Response Count
NO		12.5%	2
I don't know		12.5%	2
YES (please specify how often)		75.0%	12
answered question			16
skipped question			2



14. Aproximately what percentage of the mice you use exhibit phenotypes of mild or moderate distress?



		Response Percent	Response Count
0-5%		43.8%	7
5-10%		18.8%	3
10-20%		18.8%	3
20-40%		18.8%	3
40-60%		0.0%	0
60-80%		0.0%	0
80-100%		0.0%	0
		<i>answered question</i>	16
		<i>skipped question</i>	2

15. Do you continuously monitor the animals through disease development processes, to determine degree of suffering?




		Response Percent	Response Count
YES		93.8%	15
NO		0.0%	0
I don't know		6.3%	1
		<i>answered question</i>	16
		<i>skipped question</i>	2

16. Do you terminate the animals before moderate degree of suffering is exceeded?				
			Response Percent	Response Count
YES		81.3%	13	
NO		12.5%	2	
I don't know		6.3%	1	
			answered question	16
			skipped question	2



17. Do you practice humane killing of animals? What termination methods are you using?				
			Response Percent	Response Count
YES		93.3%	14	
NO		6.7%	1	
I don't know		0.0%	0	
			Termination methods (please specify):	12
			answered question	15
			skipped question	3

18. Do you evaluate the severity of procedures to minimize animal suffering?				
			Response Percent	Response Count
YES		87.5%	14	
NO		0.0%	0	
I don't know		12.5%	2	
			answered question	16
			skipped question	2




19. Do you do a harm/benefit analysis of your projects to determine the harm imposed on the animals versus the benefit of the acquired information?




		Response Percent	Response Count
YES		81.3%	13
NO		12.5%	2
I don't know		6.3%	1
<i>answered question</i>			16
<i>skipped question</i>			2

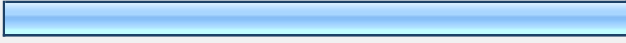
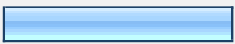

20. Are you using transgenic animals?

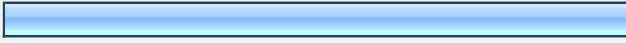


		Response Percent	Response Count
YES		93.8%	15
NO		6.3%	1
I don't know		0.0%	0
<i>answered question</i>			16
<i>skipped question</i>			2

21. If yes, is biological containment required?

		Response Percent	Response Count
YES		37.5%	6
NO		43.8%	7
I don't know		0.0%	0
Not applicable		18.8%	3
<i>answered question</i>			16
<i>skipped question</i>			2

22. Do you take precautions to minimise risks to human health or wild populations of mice, in case of containment breach?			Response Percent	Response Count
YES			62.5%	10
NO			6.3%	1
I don't know			0.0%	0
Not applicable			31.3%	5
			answered question	16
			skipped question	2

23. Are the people handling the mice in your Institute specifically trained by a FELASA recognised course?			Response Percent	Response Count
YES			68.8%	11
NO			25.0%	4
I don't know			6.3%	1
			answered question	16
			skipped question	2

24. Do you feel MUGEN is taking the necessary steps to disseminate information and implement ethical procedures for the treatment of animals in research?			Response Percent	Response Count
YES			68.8%	11
NO			18.8%	3
I don't know			12.5%	2
			answered question	16
			skipped question	2

25. Please, write any additional comments you may have regarding the ethical treatment of animals in MUGEN or this questionnaire.

		Response Count
		4
	<i>answered question</i>	4
	<i>skipped question</i>	14