




MUGEN Gender equality questionnaire




1. Partner's information All due diligence has been taken at the Management Office to ensure there is no mishandling or risk of exposure of personal data. The results of this survey will be used purely for statistical purposes and no partner will be specifically named in the final report.


		Response Percent	Response Count
Partner's Name:		100.0%	17
Organisation/Institute:		100.0%	17
City/Town:		100.0%	17
Country:		100.0%	17
		<i>answered question</i>	17
		<i>skipped question</i>	0




2. Are you facilitating and promoting the establishment of Gender Aware Guidelines within your Institution?




		Response Percent	Response Count
YES		58.8%	10
NO		23.5%	4
I don't know		17.6%	3
		<i>answered question</i>	17
		<i>skipped question</i>	0



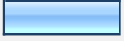
3. Are there any outstanding gender biases in your Institute's regulations or procedures?




		Response Percent	Response Count
YES		6.3%	1
NO		87.5%	14
I don't know		6.3%	1
		<i>answered question</i>	16
		<i>skipped question</i>	1



4. Do you ensure equal hiring opportunities for all?			
		Response Percent	Response Count
YES		100.0%	17
NO		0.0%	0
I don't know		0.0%	0
answered question			17
skipped question			0

5. Does your Institute ensure that a certain percentage of all supervisory and management positions are occupied by women?			
		Response Percent	Response Count
YES		41.2%	7
NO		29.4%	5
I don't know		29.4%	5
answered question			17
skipped question			0

6. Do you develop campaigns to attract female professionals?			
		Response Percent	Response Count
YES		35.3%	6
NO		58.8%	10
I don't know		5.9%	1
answered question			17
skipped question			0

7. Are you developing or ensuring the existence of support systems for professional women?			
		Response Percent	Response Count
YES		62.5%	10
NO		25.0%	4
I don't know		12.5%	2
answered question			16
skipped question			1




8. Does research within MUGEN ensure a career that allows the reconciliation of professional and private life?			
		Response Percent	Response Count
YES		58.8%	10
NO		5.9%	1
I don't know		35.3%	6
answered question			17
skipped question			0




9. Are you ensuring there are no wage disparities between men and women?			
		Response Percent	Response Count
YES		93.8%	15
NO		0.0%	0
I don't know		6.3%	1
answered question			16
skipped question			1



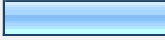
10. Do you ensure equal access to training opportunities?			
		Response Percent	Response Count
YES		100.0%	17
NO		0.0%	0
I don't know		0.0%	0
<i>answered question</i>			17
<i>skipped question</i>			0



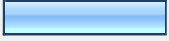
11. How many men and women in your laboratory are working on MUGEN related projects and activities?				
		Response Average	Response Total	Response Count
Men:		3.24	55	17
Women:		5.24	89	17
<i>answered question</i>			17	
<i>skipped question</i>			0	




12. How many of the above men/women are performing supervisory and /or management activities?				
		Response Average	Response Total	Response Count
Men in supervisory/management activities:		1.12	19	17
Women in supervisory/management activities:		0.94	15	16
<i>answered question</i>			17	
<i>skipped question</i>			0	

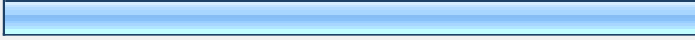


13. Do you consider gender aspects in your research?			Response Percent	Response Count
YES			47.1%	8
NO			47.1%	8
I don't know			5.9%	1
			answered question	17
			skipped question	0



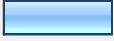
14. Do you consider the sex parameter when identifying loci of interest in immunological diseases?			Response Percent	Response Count
YES			52.9%	9
NO			23.5%	4
I don't know			23.5%	4
			answered question	17
			skipped question	0




15. Do you use gender assignment in the analysis of your experiments?			Response Percent	Response Count
YES			64.7%	11
NO			17.6%	3
I don't know			17.6%	3
			answered question	17
			skipped question	0

16. Have you identified and assigned any linkage to any of the sex chromosomes?			Response Percent	Response Count
NO			64.7%	11
I don't know			17.6%	3
YES (please specify how many)			17.6%	3
			answered question	17
			skipped question	0

17. Do you ensure Gender Tracking is fully applied in your biological samples?			Response Percent	Response Count
YES			62.5%	10
NO			6.3%	1
I don't know			31.3%	5
			answered question	16
			skipped question	1

18. Do you include the sex parameter in the statistical analysis of disease development?			Response Percent	Response Count
YES			76.5%	13
NO			5.9%	1
I don't know			17.6%	3
			answered question	17
			skipped question	0

19. Have you initiated a parent-daughter day, in which MUGEN participants bring their daughter to work for a day?			Response Percent	Response Count
YES			11.8%	2
NO			76.5%	13
I don't know			11.8%	2
			answered question	17
			skipped question	0

20. Do you feel MUGEN is sufficiently raising and promoting gender equality issues?			Response Percent	Response Count
YES			64.7%	11
NO			5.9%	1
I don't know			29.4%	5
			answered question	17
			skipped question	0

21. Please, write any additional comments you may have regarding MUGEN's Gender Aware Guidelines and/or this questionnaire.		Response Count
		2
		answered question
		2
		skipped question
		15